

## Delta Speed 7000 Food Stainless High Speed Door Product Data Sheet 3 / 14

### Product Description

The Delta Speed 7000 Food Stainless Steel high-speed door uses the latest technology to provide a very simplistic high speed door designed specifically for food production areas where the door is likely to be jet washed and cleaned regularly and requires proven reliability.

The door is available in sizes up to 4.5m wide x 4.5m high.

All Enerco high-speed doors are manufactured in modular design and are almost maintenance free. This results in outstanding operational reliability, fast and inexpensive repairs when damage occurs, as well as low operating costs.

This is especially true of this door which features a special innovative self repairing system should the curtain be dislodged by impact. The door will simply recover its position with one open and closing cycle.

High-speed doors protect from drafts, keep temperature zones at a constant temperature and insulate against noise. In addition to this, they help to improve security and the working environment.

The Delta Speed 7000 Food Stainless Steel has opening speeds of up to 2000mm per second and variable closing speeds depending on the controls chosen.



The guides and head assembly are manufactured from stainless steel. The door can be completely jet washed leaving no areas uncleaned. The motor is protected by a sealed stainless steel cover and any exposed fixing are all stainless steel. The stainless steel control panel can feature a non touch push button if required. A UPS battery back-up system is available to open the door in the event of power failure.

### Applications

- To minimise energy losses by automatically opening and closing quickly and safely.
- Minimise draughts and maintain constant temperatures
- As an internal or external door where goods are despatched and received on a regular basis.
- In busy traffic doorways
- Ideal for maximum pest / vermin control
- Enhance the aesthetic appearance
- Cold store areas
- Food preparation areas
- Fire escape routes

### Curtain Design

The curtain is made from a class 2, 1300g/m<sup>2</sup> self extinguishing polyester fabric coated with colour impregnated PVC and is available in a range of standard colours. Please see page 2 of this product data sheet for the range available. Other colours are available at extra cost in 900g/m<sup>2</sup>. Please ask your Enerco contact to discuss this option if required

The simplistic curtain design has strengthening and stability strips to ensure effective protection against cold, heat, dust, and noise. These strips also ensure that only the strips roll onto each other thus minimising any potential marking of the curtain vision sections

The standard safety sensor is the Diameter Sensing Controls (DSC) that constantly evaluates the diameter of the barrel to ensure that if the door is interrupted during its closed cycle and the curtain is prevented from uncoiling, the door is automatically stopped and reopened.



The curtain is available as standard with two rows of vision sections with each of the sections measuring 300mm high x 850mm wide or 300mm high x 1200mm wide and the number of sections is dependent on the curtain width.

Additional rows of vision are available so that the complete curtain is covered. Alternatively larger vision sections are available for areas where high levels of natural daylight are required or maximum vision through the door is needed for viewing purposes.

These vision sections can be placed as standard or to suit the surrounding area i.e if they need to be in line with surrounding windows.

**Curtain Colours For 1300g/m<sup>2</sup>**

Additional colours are available in 900g/m<sup>2</sup> material including Green RAL6028, Beige RAL1015, and Light Blue RAL5012

At special request your company's logo could be applied to the curtain to advertise your product, brand or company name. Special instructions "no pedestrian access" or "Restricted Area" can also be added to suit your particular requirements.



**White similar to RAL 9010**



**Dark Blue similar to RAL 5002**



**Yellow similar to RAL 1003**



**Orange similar to RAL 2004**



**Red similar to RAL 3002**



**Light Grey similar to RAL 7035**

**Frame Design**

The vertical side guides and head assembly are manufactured from solid pieces of ultra high molecular weight polyethylene (UHMWPE) finished in white. The motor cover is manufactured from stainless steel AISI 304. The side frames incorporate a self lubricating sliding guide and integral photocell.

**Door Drive Mechanism and Control Panel**

Controls consist of an IP65 rated integrated plastic control panel (stainless steel version available as an option) that safely controls all of the door functions including the failsafe diagnostics required for the door to comply with European Directives 98/37/CE and 89/106 /CE.

The control panel is equipped with an optional non touch sequential push button, emergency stop push button as well as the isolator on the front cover.

The power supply required to support the door is 240v single phase 16 amp and via the inverter drive the curtain is driven using a 415v 3 Phase heavy duty motor complete with shaft encoder and electrically operated brake. This ensures all aspects of the door are controlled from within the control panel and there is no need to access the motor arrangement.

The control panel also houses the various activation and safety connections, including mounting the loop controller or radio control receivers.

A UPS battery back is available to open and close the door in the event of power failure.



**Safety Features**

- Photocell protection (standard)
- Diameter Sensing Controls (DSC) that constantly evaluates the diameter of the barrel to ensure that if the door is interrupted during its closed cycle and the curtain is prevented from uncoiling the door is automatically stopped (standard on all doors below 3m width or height)
- Emergency opening handle (standard)
- All safety features are failsafe
- Self repairing curtain if accidentally knocked out

### Fire Exit Route Applications

Where the door is required to be compliant with emergency escape procedures there are three options available.

The first, the door can be supplied with a UPS battery back-up which either automatically opens the door on activation of the alarm or can be manually opened on request.

The second option is to use the optional counterweight which can either automatically open the door in the event of power failure or manually disengaged by pulling the release cord.

The third option is the door can be supplied with a simple, unique pass door which is easily returned to full operation when the emergency has returned to normal. Simply undo the Velcro secured edge and walk through the door. To return to normal operation simply press the two edges back together and the door is back to normal operation.



### Remote Controls

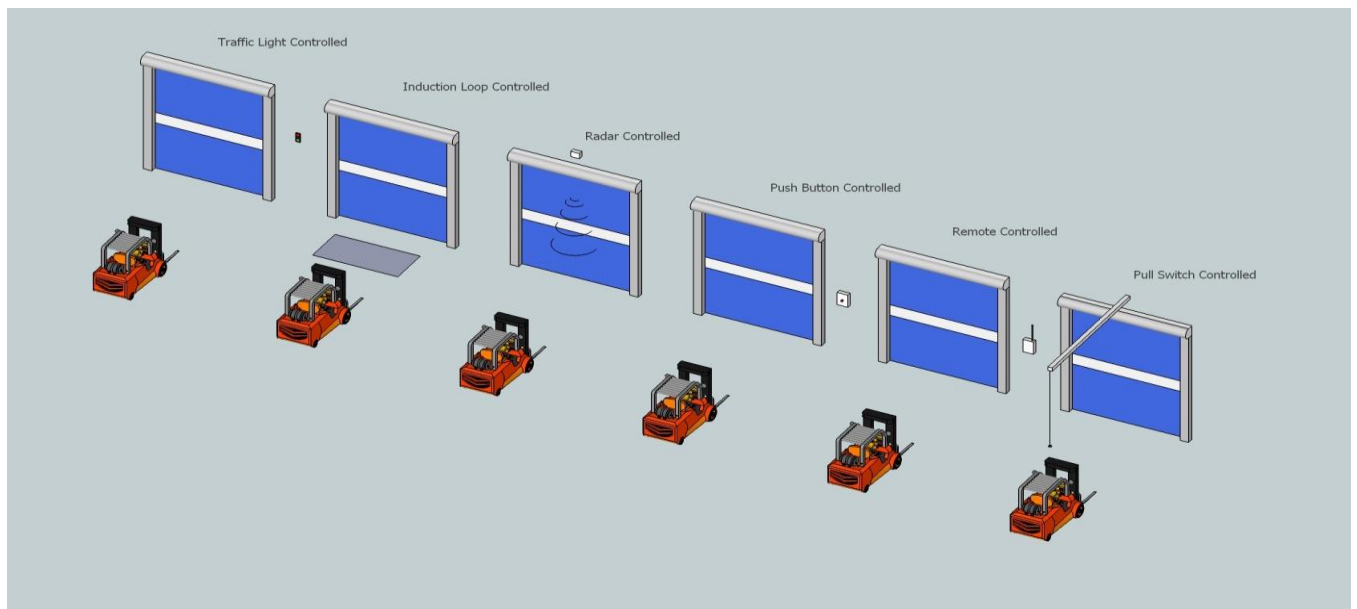
The door can be supplied with additional remote controls. These fall into two categories, activation and safety. When wired to activate, they will open the door from its closed position, stop the door from closing when open and stop / reverse the door when closing.

When wired to safety the features are the same as to activate however the door will not open when closed.

Remote controls include those shown below (left to right) interlocked and traffic light controlled, induction loops, radar (motion and presence sensor), push buttons, radio / infra red controls or pull switch operation.

Other methods of operation are available such as light grilles, photocells etc i.e. virtually any method providing which momentarily closes a 0 volt normally open circuit. In addition dependant on the complexity of the operation, it may be necessary to use a combination of two different types.

For example where you have numerous doors in close proximity using a radar and radio control gives high control over the doors rather than using multi channel transmitters. Our sales team will be pleased to discuss the options with you.



### Warranty

The Delta Speed 7000 Food Stainless doors are supplied with a 24 month parts and labour warranty as standard providing the equipment is maintained in accordance with the manufacturer's instruction and not modified in any way whatsoever. Full details of the servicing requirements are available.

### Servicing

To help protect your investment and extend the effective working life of the equipment, full maintenance packages are available and, in most cases, we can maintain all of your existing doors and loading bay equipment. The door must be serviced at least once per annum.

Full details of our preventative maintenance packages are available on request. Enerco recommend the first service is carried out 6 months after installation.

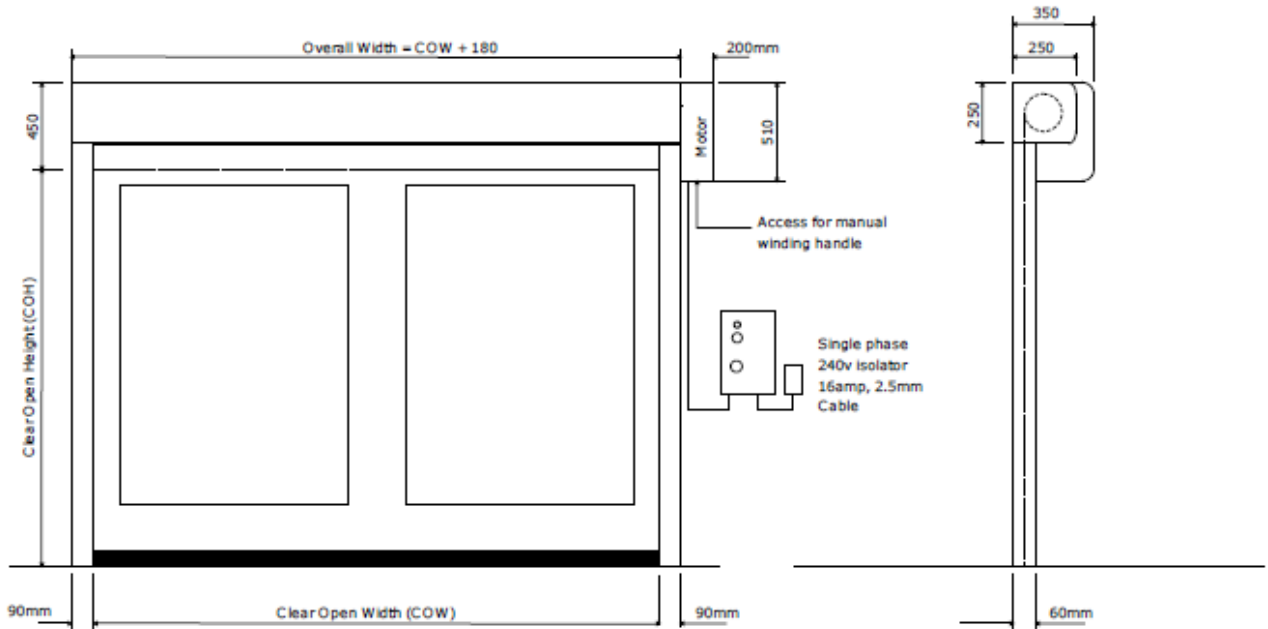


We have Worksafe Contractor, CHAS and Construction Line accreditation as well as being active members of the Doors and Hardware Federation (DHF) where we have their seal of approval for the service and maintenance of doors. We ensure that our staff are trained to the highest standard and all have an NVQ qualification in line with current industry guidelines This NVQ is in addition to the CSCS Health and Safety, First Aid, Asbestos Awareness and other training including product training applicable to our industry and is continually being updated.

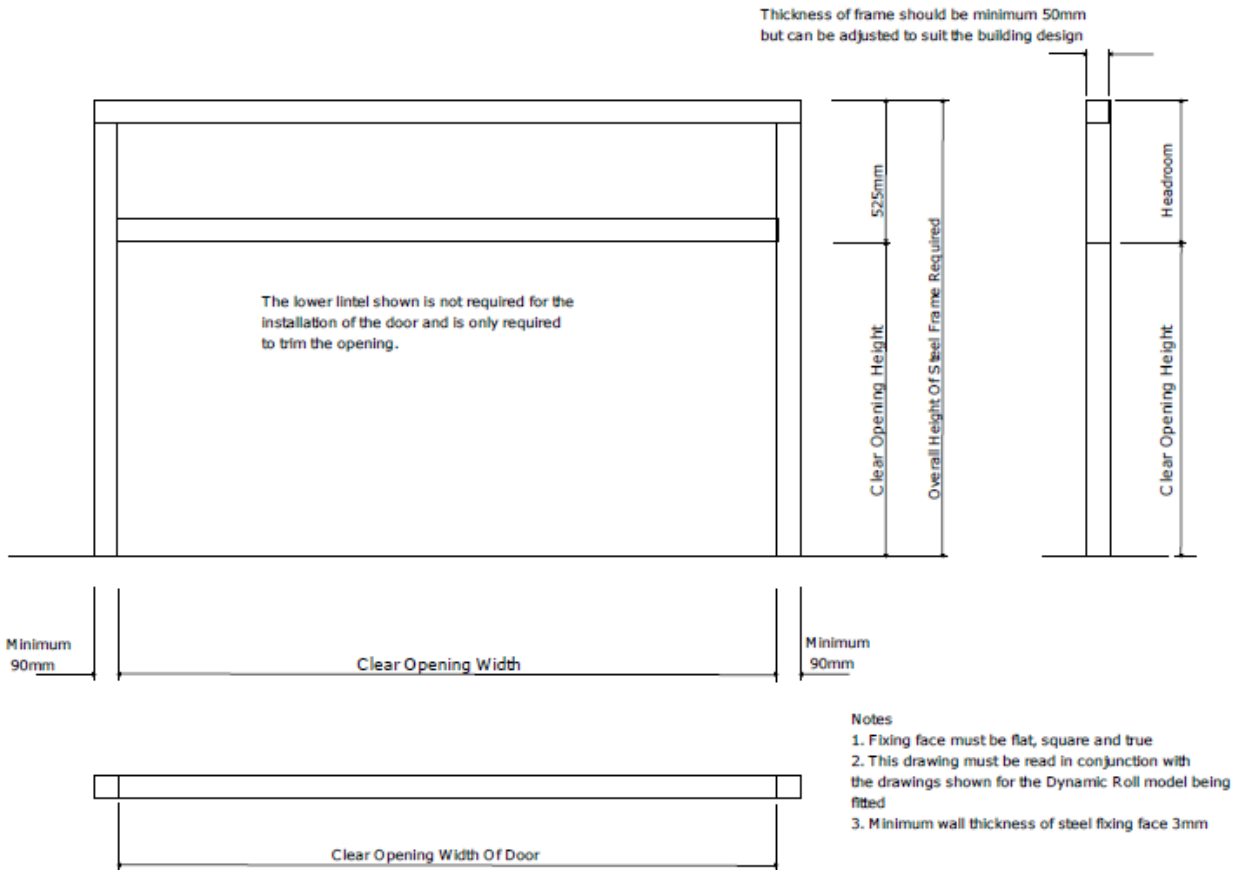


## Technical Data

Application	Internal External	Yes No
Speed	Maximum opening speed Closing speed variable	2.0m/s 0.6m/s
CE Marked	Manufacturers Declaration Of Conformity	Compliant
Mechanical compliance	BS EN12604	Compliant
Safe Use Of Power Operated Doors	BS EN12453	Compliant
Safety equipment	DIN EN13241 – 1	Compliant
Resistance against wind pressure	DIN EN12424	Class 0 Internal Only
Air Permeability	DIN EN12426 – 7	Class 1
Water Tightness	DIN EN12425	Class 3
Door sizes	Width LB max. mm Height LH max. mm	4500 4500
Space requirement for fitting	Side room  Headroom depending on size	290mm motor side 90mm non drive side 450mm
Control Panel Style & Size	FU controls in plastic casing (W x H x D)mm	300 x 400 x 150
Operating Temperature range	Subject to application	-30°C - +70°C
Door construction	Stainless steel AISI 304	Included
Curtain / Door leaf	1300gm Polyester reinforced coloured PVC	Included
Anti crash facility	With soft edge	Included
Guide Material	Stainless Steel and UHMWPE self lubricating section	Included
Motor Cover	Stainless steel AISI 304	Standard
Operator and controls	Frequency converter Supply voltage Open button Emergency Stop Fuse Protection category	Included 1PHNE Included Included Included 16amp slow acting IP65 standard
	Safety protection	IP65 optional Included Included
	Timed closing	0 – 200 seconds
Emergency Opening	Electronic limits Hand crank	Included Included
Activators	Battery back-up Induction loop Photocells Pull cords Radar Radio control Proximity Sensor	Optional Optional Optional Optional Optional Optional Optional
Accessories	Traffic lights Flashing beacon Audible alarm Protection barriers / Bollards	Optional Optional Optional Optional



General Layout Drawing Of Delta Speed 7000 Food Stainless High Speed Door



Steel Frame Requirement For Delta Speed 7000 Food Stainless High Speed Door





Other products in the Delta range from Enerco include: -

- Delta Guard – Commercial Shutters
- Delta Roll – Steel Roller Shutter Doors
- Delta Check – Fire Roller Shutter
- Delta Secure – High Speed Security Doors
- Delta Slide – Insulated Overhead Doors
- Delta Insudoor – Insulated Roller Shutters
- Delta Part – High Speed Bi – Parting Doors
- Delta Strip – Strip Curtains
- Delta Steel – Steel Security Door Sets
- Delta Fold – Steel Sliding Folding Shutters
- Delta Level – Dock Levellers
- Delta Lift – Scissor Lifts
- Delta Seal – Dock Sealing Systems
- Delta Shield – Perimeter Security
- Delta Bar – Window Bars
- Delta Grille – Retractable Window Grilles
- Delta Service – Service and Repairs
- Delta Load – Loading Bay Accessories
- Delta Glide – Garage Doors



Please contact our sales team for more information on 01525 289322 or a brochure. Alternatively visit our web site [www.enerco.co.uk](http://www.enerco.co.uk) or our dedicated high speed door site [www.enercohighspeeddoors.co.uk](http://www.enercohighspeeddoors.co.uk) where you will see our full range of high speed doors as well as a series of videos.

We reserve the right to change the specification of this product or alter the product data sheet without prior notification