

## Delta Speed 7000 Frigo Deep Freeze High Speed Door

### Product Data Sheet

3 / 12

### Product Description

The Delta Speed 7000 Frigo Deep Freeze high-speed door uses the latest technology to provide a very simplistic high speed door for designed specifically for the arduous cold store applications where proven reliability is required to maintain the temperature. The door is available in made to measure sizes up to 4.0m wide x 5.0m high.

All Enerco high-speed doors are manufactured in modular design and are almost maintenance free. This results in outstanding operational reliability, fast and inexpensive repairs when damage occurs, as well as low operating costs.

This is especially true of this door which features an optional special innovative self repairing system should the curtain be dislodged by impact. The door will simply recover its position with one open and closing cycle.

The Frigo incorporates a twin skin 1.3mm thick (1300gm) fabric curtain set 200mm apart with integral heating system to ensure there is no ice build-up. The high-speed operation ensures that the doors are only open for the minimum amount of time thus reducing the expensive energy costs involved with trying to maintain -35°C.

The Delta Speed 7000 Frigo has a standard opening speed of 1000mm per second and 800mm per second variable closing speeds depending on the controls chosen. Higher opening speeds up to 1500mm per second can be offered.

The motor, control and safety systems are neatly housed in the head assembly and vertical guides. A UPS battery back-up system is available to open the door in the event of power failure.



### Applications

- To minimise energy losses by automatically opening and closing quickly and safely.
- Minimise draughts and maintain constant sub-zero temperatures
- As an internal or external door freezer door where frozen products are transported on a regular basis.
- In busy traffic doorways
- Cold store areas
- Food preparation areas

### Curtain Design

The curtain is made from a class 2, 1300g/m<sup>2</sup> self-extinguishing polyester fabric coated with colour impregnated PVC and is available in a range of standard colours. Please see page 2 of this product data sheet for the range available.

The simplistic curtain design has integral strengthening and stability strips that form a gap between the curtain material when the door is open. These strips also ensure that only the strips roll onto each other thus minimising any potential marking of the curtain.

The bottom profile is complete with a fail-safe Diameter Sensing Control (DSC) that constantly evaluates the diameter of the barrel to ensure that if the door is interrupted during its closed cycle and the curtain is prevented from uncoiling, the door is automatically stopped and reopened.

### Curtain Colours For 1300g/m<sup>2</sup>

The curtain colours available for this door are White RAL9010, Green RAL6026, Grey RAL7038 and Blue RAL5002.

At special request your company's logo could be applied to the curtain to advertise your product, brand or company name. Special instructions "no pedestrian access" or "Restricted Area" can also be added to suit your particular requirements.



### Frame Design

The vertical side guides and head assembly are manufactured from hot galvanised steel and can be manufactured from AISI 304 stainless steel if required. The side frames incorporate a self-lubricating sliding guide in which the cogged edge of the curtain slides. In the event of any accidental impact, the cogged edge comes out of the guide and a gap in the upper section allows the door to auto reset on the next opening cycle.

### Door Drive Mechanism and Control Panel

Controls consist of an IP65 rated integrated control panel that safely controls all of the door functions including the failsafe diagnostics required for the door to comply with European Directives 98/37/CE and 89/106 /CE.

The control panel is equipped with a sequential push button, emergency stop push button as well as the isolator on the front cover.

The power supply required to support the door is 240v single phase 20 amp and via the inverter drive the curtain is driven using a 415v 3 Phase heavy duty motor complete with shaft encoder and electrically operated brake. This ensures all aspects of the door are controlled from within the control panel and there is no need to access the motor arrangement.

The control panel also controls the heating aspects of the door to ensure that there is no ice build up on both the curtain and guides.

The control panel also houses the various activation and safety connections, including mounting the loop controller or radio control receivers. A UPS battery back is available to open and close the door in the event of power failure.

### Safety Features

- Photocell protection (standard)
- Diameter Sensing Controls (DSC) that constantly evaluates the diameter of the barrel to ensure that if the door is interrupted during its closed cycle and the curtain is prevented from uncoiling the door is automatically stopped
- Emergency opening handle (standard)
- All safety features are failsafe
- Self repairing curtain if accidentally knocked out (optional)

### Remote Controls

The door can be supplied with additional remote controls. These fall into two categories, activation and safety. When wired to activate, they will open the door from its closed position, stop the door from closing when open and stop / reverse the door when closing. When wired to safety the features are the same as to activate however the door will not open when closed.

Remote controls are limited to and include induction loops, push buttons, or pull switch operation. Other methods including radar and radio control could be used subject to site application due to the extreme cold conditions.


### Warranty

The Delta Speed 7000 Frigo Deep Freeze doors are supplied with a 24 month parts and labour warranty as standard providing the equipment is maintained in accordance with the manufacturer's instruction and not modified in any way whatsoever. Full details of the servicing requirements are available.

### Servicing

To help protect your investment and extend the effective working life of the equipment, full maintenance packages are available and, in most cases, we can maintain all of your existing doors and loading bay equipment. The door must be serviced at least once per annum.

Full details of our preventative maintenance packages are available on request. Enerco recommend the first service is carried out 6 months after installation.



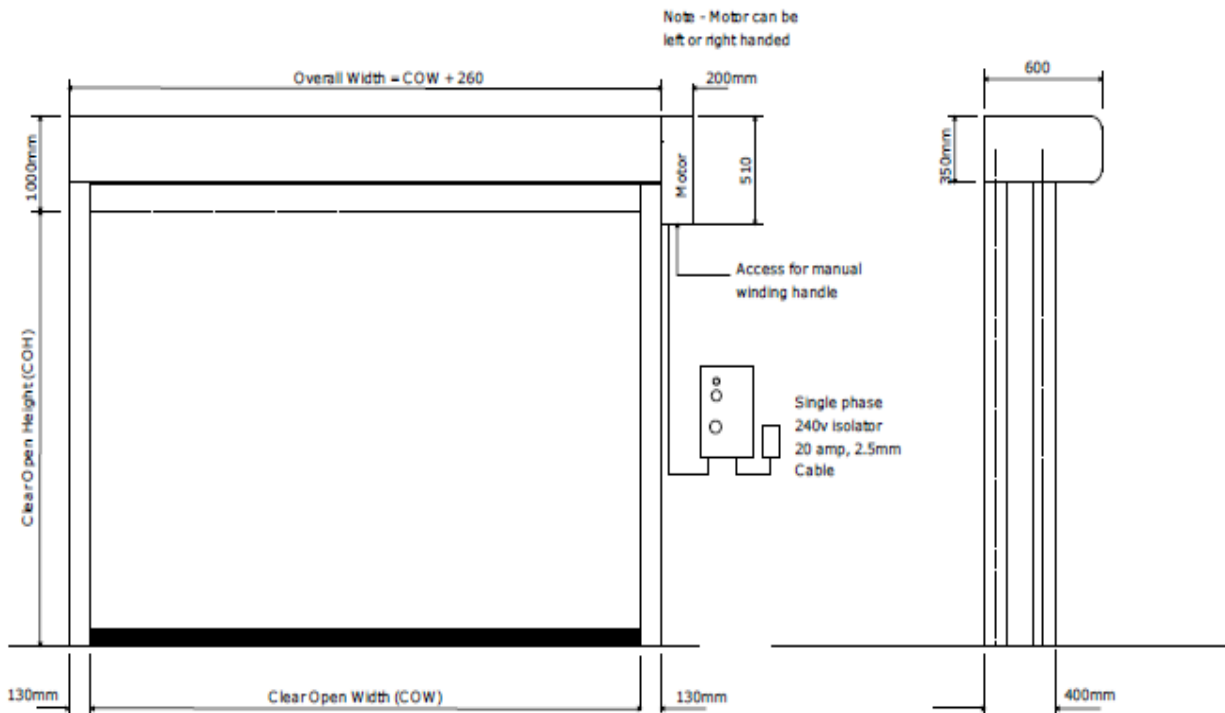


We have Worksafe Contractor, CHAS and Construction Line accreditation as well as being active members of the Doors and Hardware Federation (DHF) where we have their seal of approval for the service and maintenance of doors. We ensure that our staff are trained to the highest standard and all have an NVQ qualification in line with current industry guidelines. This NVQ is in addition to the CSCS Health and Safety, First Aid, Asbestos Awareness and other training including product training applicable to our industry and is continually being updated.

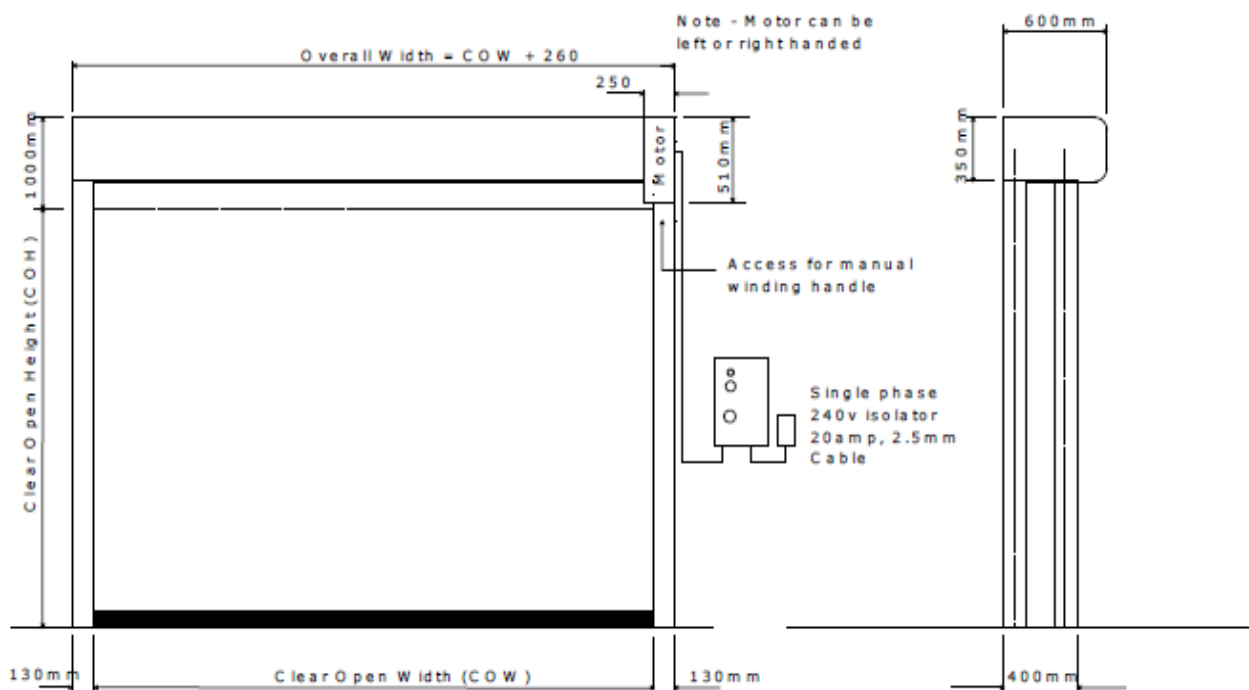


## Technical Data

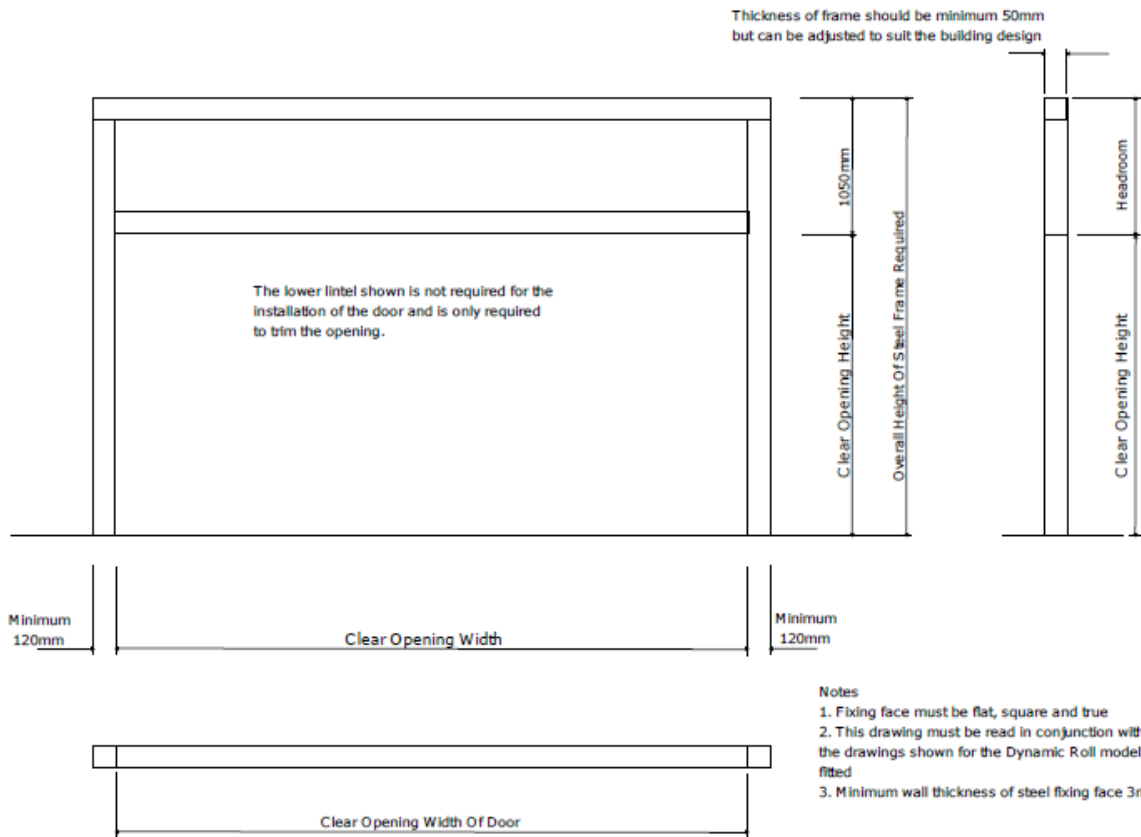
Application	Internal External	Yes No
Speed	Maximum opening speed	1.0m/s 1.5m/s (optional) 0.8m/s
CE Marked	Closing speed variable	Compliant
Mechanical compliance	Manufacturers Declaration Of Conformity	Compliant
Safe Use Of Power Operated Doors	BS EN12604	Compliant
Safety equipment	BS EN12453	Compliant
Resistance against wind pressure	DIN EN13241 – 1	Class 1 (70km/h)
Air Permeability	DIN EN12424	Class 1
Water Tightness	DIN EN12426 – 7	Class 3
Door sizes	DIN EN12425	4000
Space requirement for fitting	Width max. mm	5000
	Height max. mm	130mm
	Side room both sides front mounted motor	330mm motor side
	Side room side mounted motor	130mm non drive side
	Headroom	1000mm
Control Panel Style & Size	FU controls in steel casing (W x H x D)mm	300 x 400 x 150
Operating Temperature range	Subject to application	-35°C - +70°C
Door construction	Galvanised steel	Included
	Stainless steel AISI 304	Optional
Curtain / Door leaf	1300gm Polyester reinforced insulated PVC	Included
Anti crash facility	With soft edge	Included
Guide Material	UHMWPE self lubricating section	Included
Barrel Cover	Galvanised	Standard
Operator and controls	Frequency converter	Included
	Supply voltage	1PHNE
	Open button	Included
	Emergency Stop	Included
	Fuse	20amp slow acting
	Protection category	IP55 standard
		IP65 optional
	Safety protection	Included
		Included
		Included
	Timed closing	0 – 200 seconds
Emergency Opening	Electronic limits	Included
	Hand crank	Included
	Battery back-up	Optional
Activators	Induction loop	Optional
	Pull cords	Optional
	Push buttons	Optional
Accessories	Traffic lights	Optional
	Flashing beacon	Optional
	Audible alarm	Optional
	Protection barriers / Bollards	Optional



General Layout Drawing Of Delta Speed 7000M High Speed Door With Side Mounted Motor



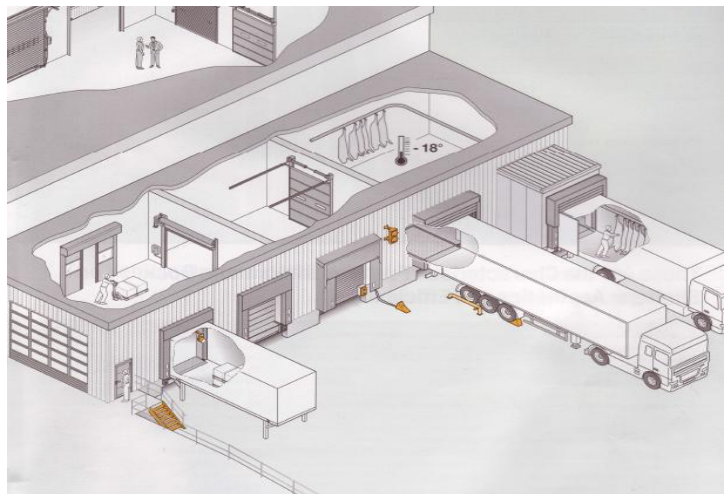
General Layout Drawing Of Delta Speed 7000M High Speed Door With Front Mounted Motor



Steel Frame Requirement For Delta Speed 7000M Dynamic Roll High Speed Door

Other products in the Delta range from Enerco include: -

- Delta Guard – Commercial Shutters
- Delta Roll – Steel Roller Shutter Doors
- Delta Check – Fire Roller Shutter
- Delta Secure – High Speed Security Doors
- Delta Slide – Insulated Overhead Doors
- Delta Insudoor – Insulated Roller Shutters
- Delta Part – High Speed Bi – Parting Doors
- Delta Strip – Strip Curtains
- Delta Steel – Steel Security Door Sets
- Delta Fold – Steel Sliding Folding Shutters
- Delta Level – Dock Levellers
- Delta Lift – Scissor Lifts
- Delta Seal – Dock Sealing Systems
- Delta Shield – Perimeter Security
- Delta Bar – Window Bars
- Delta Grille – Retractable Window Grilles
- Delta Service – Service and Repairs
- Delta Load – Loading Bay Accessories
- Delta Glide – Garage Doors



Please contact our sales team for more information on 01525 289322 or a brochure. Alternatively visit our web site [www.enerco.co.uk](http://www.enerco.co.uk) or our dedicated high speed door site [www.enercohighspeeddoors.co.uk](http://www.enercohighspeeddoors.co.uk) where you will see our full range of high speed doors as well as a series of videos.

We reserve the right to change the specification of this product or alter the product data sheet without prior notification