

**Delta Grille 1000 Steel Security Gates**

**Product Data Sheet  
13 / 1**

**Specification**

The Delta Grille 1000 retractable security system, is a stylish solution for protecting windows and doors, and offer a progressively, enhanced level of security.

When protection is needed, Delta Grille 1000 acts as a visible deterrent to would be intruders who, should they persist, will meet an effective barrier to entry. When not in use Delta Grille 1000 is unobtrusive and compact. The sashes fold neatly to the side, out of sight behind curtains or vertical blinds, with the option of fold up bottom tracks to leave openings unrestricted.

Reliable, quick and easy to use, maintenance free with multi-point locking and galvanised for corrosion resistance, the Delta Grille 1000 offers effective yet flexible security.



**For Residential Properties - Matching Strength with Style**

Elegant good looks with a heart of steel, the Delta Grille 1000 security system combines a classic appearance with the highest level of protection, ideal for your home or workplace.

Designed to keep intruders out, while letting maximum light in, they are perfect for vulnerable doors or windows. Where level access and egress is essential then a hinged bottom track can be fitted. This system allows the grille to be retracted and the bottom track simply hinges to allow smooth transition through the opening. They can be face fixed or reveal fixed subject to the application.

When not in use, these retractable gates are surprisingly unobtrusive. Fitted to the door or window surround, they can disappear neatly behind curtains, blinds and a pelmet can conceal the top track.


**For Retail Premises – Visible Deterrent, Visible Stock**

Installed inside a shop window, Delta Grille 1000 retractable grilles deliver an exceptionally strong yet aesthetically appealing barrier against intruders, which allows merchandise to be displayed safely 24 hours a day. Products stay on display with unrestricted visibility and yet remain protected.

Fitted at the rear of a window display, retractable grilles also effectively create an attractive back drop whilst protecting the shops interior. The display view remains totally uninterrupted whilst the gate is accessible for easy operation.

Delta Grille 1000 retractable grilles are safe, easy to handle, smooth and quiet in operation. They hang from the top track with a guide track at the base which, as an optional extra, can be supplied to quickly fold up when not required, leaving shop entrances free from obstruction and aid disabled access.

Being fully retractable when not required, each sash can be neatly in position away from the door or window opening. Optionally, gates may be hinged to swing away from the opening at 90° or up to 270° to provide a completely clear opening (hinge aside option requires a folding bottom track).



**For Commercial Premises – Secure Yet Unobtrusive**

Allowing maximum natural daylight into commercial premises, retractable grilles fold to the sides of the window reveal when not required and can be neatly behind vertical blinds to create a secure but pleasant working environment.


Office premises, staff and equipment are safely protected by an exceptionally strong security barrier, manufactured from galvanised rolled steel with multi-point locking from a single key.

Offering security features which are particularly important on vulnerable ground floor windows and doors, the Delta Grille 1000 ensures excellent barrier security. The top hung ultra smooth carrier system and nylon coated bearings also ensure the grilles are quick and easy to open and close.

Delta Grille 1000 is essentially maintenance free and available in a broad range of optional powder coated colours to complement corporate styling.

## Benefits

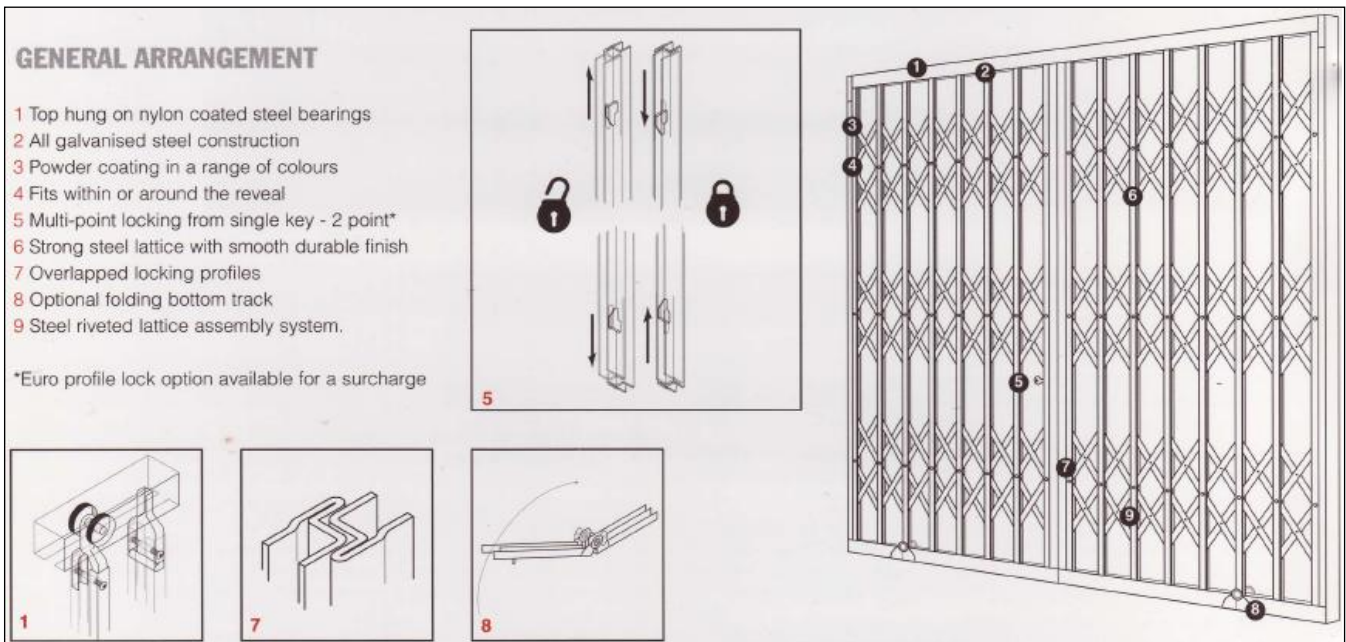
- Exceptionally strong security barrier.
- Galvanised for corrosion resistance and powder coated to customers requirements.
- Fully retractable system.
- Excellent through vision when locked.
- Multi-point locking from a single key.
- Smooth running carrier system.
- Custom built to suit almost any opening
- Available in single or double sash.
- High grade steel construction in the traditional 'X' cross lattice as standard and 'S' lattice as a softer appearing option.
- Hinged bottom track removes any tripping hazard



X Type Lattice



S Type Lattice



Other products in the Delta range from Enerco include: -

- |   |  |
|---|--|
| <ul style="list-style-type: none"> <li>• Delta Guard – Commercial Shutters</li> <li>• Delta Roll – Steel Roller Shutter Doors</li> <li>• Delta Speed – High Speed Doors</li> <li>• Delta Secure – High Speed Security Doors</li> <li>• Delta Slide – Insulated Overhead Doors</li> <li>• Delta Insudoor – Insulated Roller Shutters</li> <li>• Delta Part – High Speed Bi – Parting Doors</li> <li>• Delta Strip – Strip Curtains</li> <li>• Delta Steel – Steel Security Door Sets</li> <li>• Delta Fold – Steel Sliding Folding Shutters</li> </ul> | <ul style="list-style-type: none"> <li>• Delta Level – Dock Levellers</li> <li>• Delta Lift – Scissor Lifts</li> <li>• Delta Seal – Dock Sealing Systems</li> <li>• Delta Shield – Perimeter Security</li> <li>• Delta Bar – Window Bars</li> <li>• Delta Grille – Retractable Window Grilles</li> <li>• Delta Service – Service and Repairs</li> <li>• Delta Load – Loading Bay Accessories</li> <li>• Delta Garage – Garage Doors</li> </ul> |
|---|--|

If you require any information regarding the above products please do not hesitate to contact a member of our sales team or visit our web site

[www.enerco.co.uk](http://www.enerco.co.uk)

We reserve the right to change the specification of the product or product data sheet without prior notification